

Properties

- Ø8 mm housing
- 1.5 mm, flush mountable
- DC, 3-wire and 4-wire switching output versions
- Cable and connector versions

Technical Data

For detailed data and product description refer to the data sheets at www.pepperl-fuchs.com

General Data

Rated operating distance	1.5 mm
Installation	flush
Type of voltage	DC
Operating voltage	10 ... 30 V DC
Reverse polarity protection	✓
Short-circuit protection	pulsing
Indication of the switching state	LED, yellow
Protection degree	IP67

Model Number

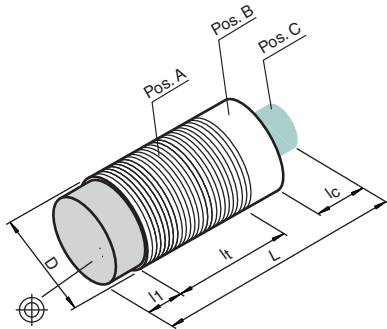
			NBB1,5-8GM16-E2	NBB1,5-8GM60-A0	NBB1,5-8GM60-A2	NBB1,5-8GM40-E0-V1	NBB1,5-8GM50-A0-V1	NBB1,5-8GM50-A2-V1
Switching element function	NPN	NO/NC		●			●	
	NPN	NO						
	PNP	NO/NC			●			●
	PNP	NO	●					
No-load supply current	≤ 10 mA		●					
	≤ 15 mA							
	≤ 20 mA					●		
Switching frequency	0 ... 1500 Hz			●	●	●	●	●
	0 ... 6000 Hz		●					
Operating current	0 ... 100 mA			●	●	●	●	●
	0 ... 200 mA		●					
Ambient temperature	-25 ... 70 °C (-13 ... 158 °F)		●	●	●	●	●	●
	-25 ... 85 °C (-13 ... 185 °F)		●					
Housing material	Stainless steel 1.4305 / AISI 303		●					
Connection type	brass, nickel-plated			●	●	●	●	●
	Device connector M12 x 1, 4-pin					●	●	●
	cable PUR, 2 m		●					
	cable PVC, 2 m			●	●			

Approvals and Certificates

UL approval	cULus Listed, General Purpose	●	●	●	●	●
CSA approval	cCSAus Listed, General Purpose	●	●	●	●	●
CCC approval	Products with a maximum operating voltage of ≤36 V do not bear a CCC marking because they do not require approval.					

Dimensions

	16	60	60	65	64	64
Length L [mm]	16	60	60	65	64	64
Diameter D [mm]		8			8 / 12	
Thread length l _t [mm]	16	60	60	40	50	50
Cap length l ₁ [mm]				0		
Connector area l _c [mm]		0			6	
LED position		Pos. C				Pos. A



Accessories

This and more accessories can be found in chapter 10

See pages from 972 ... for cordsets

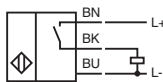
See pages 1068 ... for mounting aids

- BF 8** Mounting flange, 8 mm
- V1-G-BK** 4-pin, M12 female field-attachable connector
- EXG-08** Quick mounting bracket with dead stop
- V1-W-BK** 4-pin, M12 female field-attachable connector
- V1-G-2M-PUR** Cable socket, M12, 4-pin, PUR cable
- V1-W-2M-PUR** Cable socket, M12, 4-pin, PUR cable

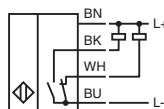
Electrical Connection



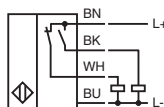
NBB1,5-8GM16-E2



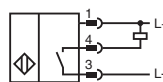
NBB1,5-8GM60-A0



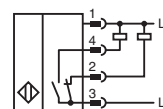
NBB1,5-8GM60-A2



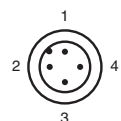
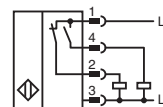
NBB1,5-8GM40-E0-V1
NBB1,5-8GM40-E0-V1



NBB1,5-8GM50-A0-V1



NBB1,5-8GM50-A2-V1



Wire colors in accordance with EN 60947-5-2

- 1 BN (brown)
- 2 WH (white)
- 3 BU (blue)
- 4 BK (black)

Date of issue 04/08/2015

Refer to "General Notes Relating to Pepperl+Fuchs Product Information".

Pepperl+Fuchs Group
www.pepperl-fuchs.com

USA: +1 330 486 0001
fa-info@us.pepperl-fuchs.com

Germany: +49 621 776 4411
fa-info@de.pepperl-fuchs.com

Singapore: +65 6779 9091
fa-info@sg.pepperl-fuchs.com

Courtesy of Steven Engineering, Inc - (800) 258-9200 - sales@steveng.com - www.stevengengineering.com